

# SATO All-In-One Tool Features

## Multi-lingual Display

SATO All-In-One Tool is available in English, Simplified Chinese\* and Japanese\* languages, offering added convenience and usability for users.

\*Coming soon

## Centralised Management

View and manage settings such as print method, resolution, speed and other settings of all printers at one glance.

Ideal for IT team or headquarters to manage printers across networks, regardless of where the printers are located globally.

## Settings Download & Cloning

User can download or clone printer-specific settings to a single printer or to multiple printers at one time, thus saving time in printer configuration.

## Multiple Interface Connectivity

Manage SATO printers connected via different interfaces such as LAN, WLAN, USB, Serial\* or Parallel\*.

\*Coming soon

## Customizable Fonts & Graphics

User can download custom fonts and graphics to printer memory, thus optimising print strings and enhancing overall throughput.

## Specifications

### Minimum system requirements:

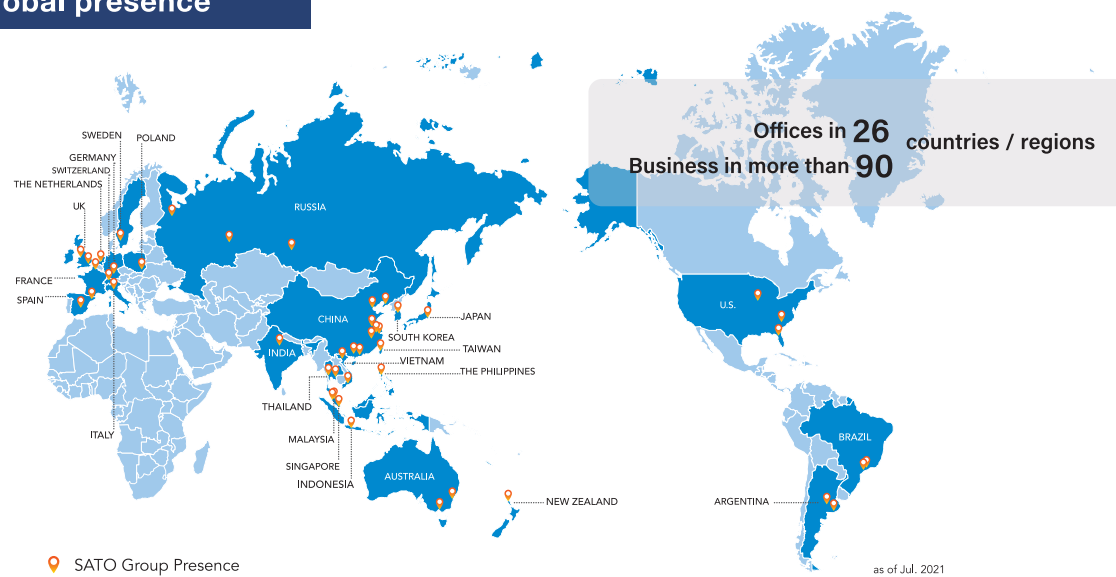
- PC: Windows 10 or later, 64-bit, with at least 1 GB of storage space and internet access

### Supported printer models\*:

- CL4NX/CL4NX Plus/CL4NX-J/CL4NX-J Plus series
- CL6NX/CL6NX Plus/CL6NX-J/CL6NX-J Plus series
- CT4-LX/HC4-LX series
- FX3-LX
- PW208NX

\*Printer availability differs across countries. Please contact SATO for more information.

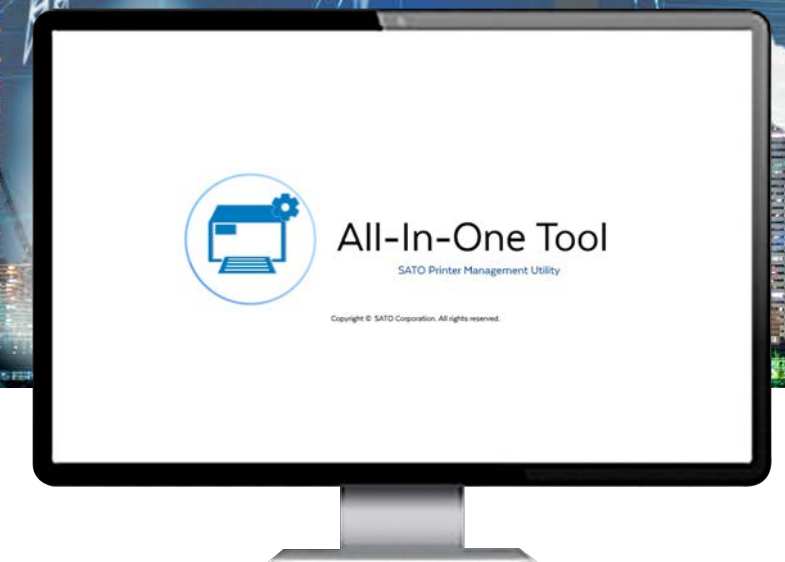
## SATO global presence



**SATO**  
Powered On Site /

# Management utility for seamless printer configuration

# All-In-One Tool V2



[www.sato-global.com](http://www.sato-global.com)

All information in this leaflet is accurate as of 2021 October.  
Product specifications are subject to change without notice.  
Any unauthorized reproduction of the contents of this leaflet, in part or whole, is strictly prohibited.  
All other software, product or company names are trademarks or registered trademarks of their respective owners.

C20\_00309\_v2 © SATO HOLDINGS CORPORATION. All rights reserved.

[www.sato-global.com](http://www.sato-global.com)

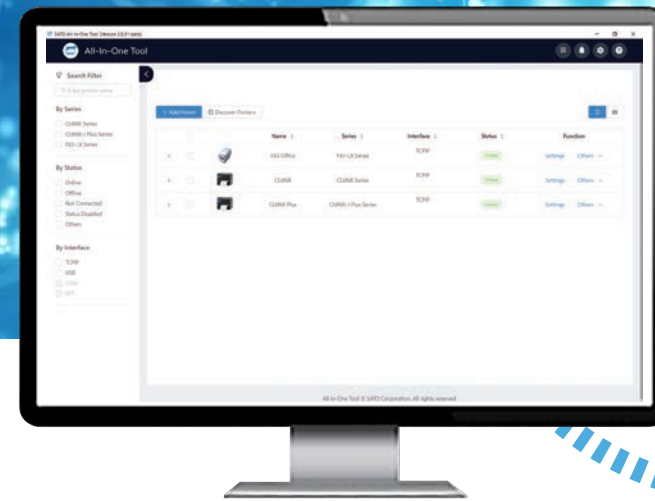


# Seamless printer configuration management at your fingertips

All-In-One Tool is a printer management utility that allows users to configure SATO printers seamlessly across system-wide infrastructure. Whether printers are connected via parallel\*, serial\*, USB, Ethernet or wirelessly, SATO's All-In-One Tool offers users the ability to easily configure the printers to meet users' needs.

In order to help our customers set up, monitor and manage their printers more efficiently, we have now launched All-In-One Tool V2. It offers an easy-to-use and intuitive user interface with improved user experience and comes with several enhancements and new features:

\*Coming soon



## Automated Software Update for Peace of Mind

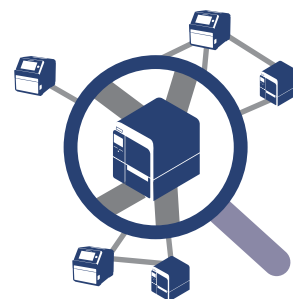
All-In-One Tool V2 automatically checks for new update and prompts users when a new update is available, each time the application is launched.

This offers peace of mind as user does not have to worry about application being outdated.



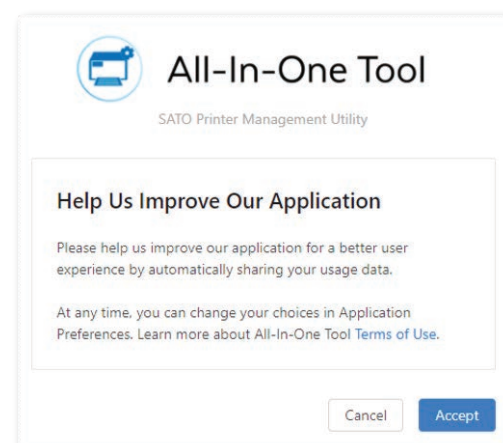
## Intuitive Auto-Discovery and Printer Configuration for Improved Productivity

Auto-discover and configure your fleet of SATO printers. Manage printers across networks, regardless of where they are located throughout the world.



## App Logging for Continuous Improvement

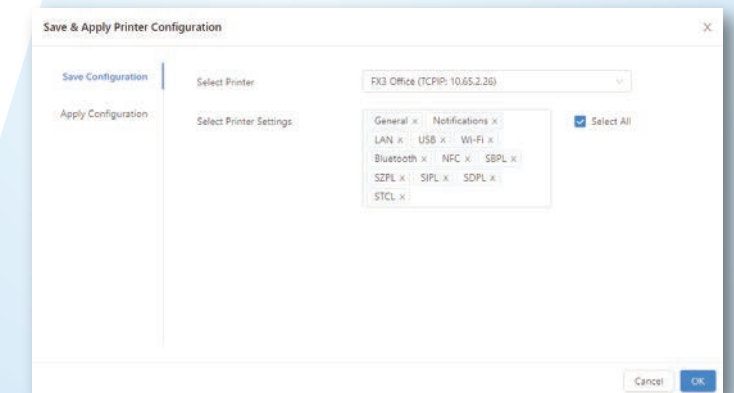
All-In-One Tool V2 collects users' usage data so as to ensure that our application is designed to meet our users' needs.



## Save & Apply Printer Configuration for Greater Efficiency

User can select printer settings to be saved as desired configuration and then apply to a single printer or multiple printers at one go.

This helps user save time and enhance efficiency especially when configuring more than one printer.



## Login for Enhanced Security

All-In-One Tool V2 offers user the ability to log in to the application using email and authentication code for enhanced security.

By logging in, user can optimise printer management as user will be able to access advanced features such as 'Save & Apply Printer Configuration'.

